

# Safety

- Do not cover any earth contacts.
- Do not insert foreign into the item.
- Do not clean using any solvent based abrasive or aggressive product.
- Do not pull any cables connected to the product.
- Some products including Light engines/LED'S and other light sources may become hot in operating, please take care when handling the products.
- The manufacturer will not be deemed liable or held responsible for any damages caused by faults or manufacturing defects that may be present in any of its products or the misuse or incorrect installation of this device. Please refer to our trouble shooting guide for further information.
- The manufacturer will not be held liable for any death(s) or injuries caused by misuse or poor installation or any unreported faults of this product version or versions thereof.
- Do not connect to a temporary electricity supply, this may damage the electronics.



**ENSURE POWER SUPPLY IS OFF WHEN HANDLING ANY ELECTRICAL EQUIPMENT.**

# Returns & Faulty Items

- If any problem is encountered during or after installation, please call ALL LED technical department to get the problem resolved ASAP.
- Please do not just return the item to the outlet you purchased it from, as you are only entitled to a replacement or refund after the unit has undergone testing and the unit has been confirmed as having a manufacturing defect/fault. Your statutory rights are not affected.
- The manufacturer will not be deemed liable or held responsible for any damages caused by faults or manufacturing defects that may be present in any of its products or the misuse or incorrect installation of this device. Please refer to our trouble shooting guide for further information.
- All installations must be carried out in accordance with this installation guide and user manual.
- All goods are supplied under the terms and conditions of ALL LED LTD, a copy of which may be obtained upon written request.



**Environmental Protection**  
Waste electrical products should not be disposed of with household waste. Please recycle where facilities exist. Check with your Local Authority or retailer for recycling advice



**ALL LED LTD**  
42 Sedgwick Road,  
Luton, LU4 9DT

www.allledgroup.com  
sales@allledgroup.com  
Tel: +44 (0)208 841 9000

This product supplied with a limited guarantee, subject to terms and conditions.  
The manufacturer will not be deemed liable or held responsible for any damages caused by faults or manufacturing defects that may be present in any of its products or the misuse or incorrect installation of this device  
Your statutory rights are not affected.

**ISOLATE MAINS SUPPLY BEFORE HANDLING ANY ELECTRICAL PRODUCTS**



## INSTALLATION GUIDE & USER MANUAL AFD010D RANGE



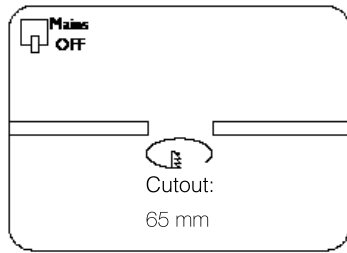
**ENSURE POWER SUPPLY IS OFF WHEN HANDLING ANY ELECTRICAL EQUIPMENT.**

- This product may need to be installed by a qualified electrical installer.
- Please read this guide in its entirety to fully understand the products before attempting any install.
- All electrical work should be completed in accordance with the latest IET regulations, and/or any other relevant rules, regulations or laws of the country in which it is being installed.
- The item must be installed in isolation from any insulating material and is adequately ventilated to prevent premature failure.
- Ensure power supply is isolated prior to installation, maintenance or performing any other form of electrical work.
- In the event of incorrect or improper function with specific regard to any of ALL LED's products and contact ALL LED for further advice.

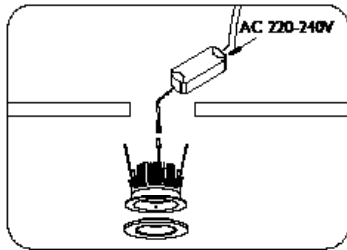
# Technical Specifications

PRODUCT CODE	AFD010D/30	AFD010D/40
Luminous Flux (LM)	980lm	1000lm
Useful Luminous Flux (LM)	860lm	880lm
CCT (Kelvin)	3000K	4000K
Beam Angle (°)	40°	40°
SDCM	<4	<4
CRI	80	80
Peak Intensity (cd)	1860	1880
Operating Voltage (VAC)	220-240V	220-240V
Max Output Power (W)	10W	10W
Operating Current (A max)	260mA	260mA
Class	II	II
Body Material	Cast Aluminum	Cast Aluminum
Cut out	65mm	65mm
Frame Colour	White + Black	White + Black
Switching Cycles	≤100,000	≤100,000
Ingress Protection	IP65	IP65
Ambient Operating Temperature (°)	-20~+45°C	-20~+45°C
Input Frequency (Hz)	50/60Hz	50/60Hz
Guarantee	3 years	3 years
Dimmable	Yes	Yes
Life Time (L70 B50)	> 50,000hrs	> 50,000hrs
R9 Colour Rendering Index Value	66	66
Lumen Maintenance Factor	96%	96%

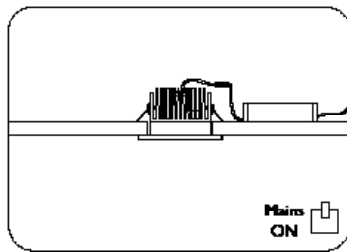
## Installation Instructions



Choose the location of your new downlight, giving consideration to joists, water pipes, wiring or any other obstacles that may hamper installation. Please also ensure you have adequate ventilation and/or ceiling clearance in the relevant voids. Using a hole cutter, cut the appropriate cutout for the downlight.

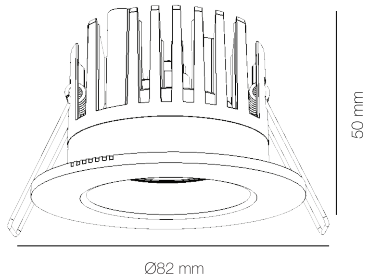


Feed cables through and make the electrical connections to the led driver according to relevant regulations in your territory. Install the fixture in the ceiling using the spring clips and lace bezel on product. Install the fixture in the ceiling using the spring clips and place bezel on products.



Turn mains electricity back on and test to see if the product is functioning correctly

## Dimensions (mm)



### AFD010D

Cutout: 65 mm

Overall: 82 mm

Depth: 50 mm

## Notes

Should you encounter any difficulties with this product, please contact the ALL technical team. Do not hold this product by training lead, it may damage the integrity of the product.

## Trouble Shooting Guide

PROBLEM	CAUSE(S)	SOLUTION(S)
No Light Coming From Lamp	No power to drive components	A qualified installer/electrician should check the Primary voltage side of the product to check the input voltage.
	Loose connection on circuit	Ensure continuous and correct connection between terminals.
	DC connector not plugged in properly or attached on driver properly	Double check connections and that item is plugged in correctly.



### ATTENTION

**IF ANY PROBLEMS PERSIST, PLEASE CALL THE ALL LED TECHNICAL DEPARTMENT FOR FURTHER ASSISTANCE.**